


TOULOUSE
CAPITOLE
Publications



« Toulouse Capitole Publications » est l'archive institutionnelle de
l'Université Toulouse Capitole.

Chen, Daniel L.  et Reinhart, Eric (2024) *The Disavowal of Decisionism in American Law: Political Motivation in the Judiciary*. *International Review of Law and Economics*, vol. 20 (n° 2). p. 289-321.

Chen, Daniel L.  et Reinhart, Eric

Pour toute question sur Toulouse Capitole Publications,
contacter portail-publi@ut-capitole.fr

Daniel L. Chen and Eric Reinhart*

The Disavowal of Decisionism: Politically Motivated Exits from the U.S. Courts of Appeals

<https://doi.org/10.1515/rle-2024-0044>

Received March 15, 2024; accepted March 30, 2024; published online July 8, 2024

Abstract: The impartiality and apolitical nature of the American judiciary are key to its legitimacy and the liberal constitutional legal system it supports. Though less than 1 % of U.S. Federal judges admit to political motivations for retirement or resignation, our research suggests these influences are more widespread. Examining data from 1802 to 2019, we found 11 % of retirements and 23 % of resignations from the U.S. Courts of Appeals may be linked to political cycles. Judges are less likely to retire before a Presidential election when the President is from a different party than their appointing party, and more likely to resign after the election if the President is from their appointing party. These politically motivated exits have grown, accounting for 14 % of retirements since 1975, which points to a more politically charged and polarized judiciary. Previous studies relying on self-reports or annual analyses have missed these political dynamics in judges' departure timing. Our quarter-to-election level analysis reveals that significant decisions by Federal judges may often be influenced by unconscious bias or conscious partisan loyalty,

This project was conducted while Daniel Chen received financial support from the European Research Council (Grant No. 614708), Swiss National Science Foundation (Grant Nos. 100018-152678 and 106014-150820), Institute for Humane Studies, John M. Olin Foundation, Ewing Marion Kauffman Foundation, Templeton Foundation (Grant No. 22420), the Program on the Legal Profession and the Center for American Political Studies at Harvard, and AFTSE/TSE funding and IAST funding from the French National Research Agency (ANR) under the Investments for the Future (Investissements d'Avenir) program, grant "ANR-17-EUR-0010" while Eric Reinhart received funding from the Radcliffe Institute for Advanced Studies at Harvard University, The Wenner Gren Foundation, and Harvard University Department of Anthropology.

***Corresponding author: Eric Reinhart**, MD, Anthropologist and Resident Physician, Physician Training Scientist Program, Department of Psychiatry and Behavioral Sciences, Northwestern University, Evanston, USA, E-mail: reinhar@fas.harvard.edu

Daniel L. Chen, JD, PhD, Directeur de Recherche, Professor, Centre National de la Recherche Scientifique (CNRS), Toulouse School of Economics, Institute for Advanced Study in Toulouse, Toulouse, France

both of which challenge the idea of judicial neutrality and the common law precedents judges must uphold. Our findings support growing concerns about undemocratic political power being exercised through the courts, giving rise to juristocracy – the practice of engaging in politics under the guise of legal proceedings.

Keywords: judicial tenure; political polarization; juristocracy; legitimacy; court reform

JEL Classification: K4; D72; D78; K00

1 Introduction

Legal theorists and historians have long debated the relationship between constitutional law, politics, legitimacy, and the function of jurisprudential appearance and mythology. Anti-democratic theorists, such as Carl Schmitt, have argued in favor of jurisprudential decisionism – a direct embrace of the principle that might makes right and that judicial decision-making should leverage its authority to shore up sovereign power (Schmitt 1969, 1985, 2005). But most scholars in Euro-American constitutional legal traditions have emphasized the importance of a separation between political interests and legal procedure, understanding this gap as fundamental for the law's legitimacy and, by extension, that of the state it supports.

Contrary to the outward claims often made by judges, a substantial body of literature suggests that jurists do exhibit partisan preferences in their professional conduct. This perspective acknowledges the practical reality that, despite public assertions to the contrary, strategic decisions, including decisions related to retirement, aligns with inherent incentives in judicial roles. Our research aligns with this view, confirming empirically what many scholars consider a foregone conclusion. We demonstrate that the phenomenon of 'lawfare,' where legal systems and decisions are leveraged for political ends, is not just a theoretical construct but a practical reality.

Renowned scholars like Ran Hirschl and Samuel Moyn have argued that the covert rise of anti-democratic power within liberal states often occurs through an increasing constitutionalization of rights adjudicated by judicial review. They assert that constitutional-legal proceduralism has been manipulated to concentrate power among an elite political-economic minority, often at the expense of democratic movements and redistributive, universalist objectives (Berger 1997; Doerfler and Moyn 2020; Hirschl 2009; Levinson 2006). These debates have become increasingly relevant in the United States, especially following events such as the obstruction of Merrick Garland's Supreme Court nomination in 2016 and the notable shift to

the right in the Federal judiciary during Donald Trump's presidency. These developments prompted the formation of The Presidential Commission on the Supreme Court of the United States, tasked with evaluating various aspects of the Court's operation and structure. This initiative reflects growing concerns about the intersection of law, politics, and the judiciary's role in the broader constitutional framework.¹

In the context of these ongoing debates and associated theoretical and historical scholarship on the proper role of the judiciary, this paper contributes a quantitative analysis of the political motivations of United States Federal judges as reflected in their retirement and resignation patterns from 1802 to 2019. Federal judges are appointed for life by the U.S. President and they are subject to Senate confirmation. In each court, the U.S. President can nominate a new judge only when a judge retires or resigns. Of note, retirement differs from resignation in the following sense. Retired judges remain in the court and hear a smaller number of cases; on average, it drops from 100 to 30 per year. In contrast, after resignation, judges do not carry any judicial activity. Both retirements and resignations offer the U.S. President a new line for appointment and are worth studying, and because the electoral cycle patterns in different forms, we study them independently. When the U.S. President has a new line for appointment, it has historically been regarded as a political opportunity, even as confirmation hearings require nominees to declare that they will adhere to personal political disinterestedness in their judicial capacity.

How the political party of appointment may inflect judicial decision-making patterns, including their retirement and resignation decisions, has been an important area of research in legal studies. We are the first to show empirically that there is a relationship between politics and judicial exits in the U.S. Courts of Appeals. Previous large-scale quantitative studies of the relationship have not found a relationship using a research design conducted at the yearly level (Spriggs and Wahlbeck 1995; Stolzenberg and Lindgren 2010; Yoon 2006; Zuk, Gryski, and Barrow 1993).² Annualized data shroud the electoral cycles in judicial turnover rates. Our

1 <https://www.whitehouse.gov/briefing-room/statements-releases/2021/04/09/president-biden-to-sign-executive-order-creating-the-presidential-commission-on-the-supreme-court-of-the-united-states/>.

2 Yoon (2006) revisits the earlier analysis of Zuk, Gryski, and Barrow (1993) and Spriggs and Wahlbeck 1995, which use time-series analysis, and concludes that the turnover rates for judges are not systematically higher when a president of the same political affiliation presides in office. All three analyses are using yearly data. Yoon (2006) more closely approximates a causal research design with the inclusion and exclusion of control variables to assess the robustness of the non-political effect. Zuk, Gryski, and Barrow (1993) and Spriggs and Wahlbeck 1995 pick a specification. Stolzenberg and Lindgren (2010) studies the Supreme Court and reports a magnitude that judge's initial retirement probability increases by a multiple of 2.3 with the change of presidents, which is similar to what we find in the raw data.

empirical framework controls for the determinants of retirement in the US federal courts, such as age and pension eligibility (Spriggs and Wahlbeck 1995; Yoon 2006), because these determinants will be uncorrelated with the quarter before or after election. Likewise, many policy changes regarding retirement benefits or senior status eligibility will be absorbed by year fixed effects in our regressions. In other words, all significant factors influencing a judge's decision to leave full-time service are assumed to be constant or nearly. The only varying factor between these periods before and after an election is the anticipation or election of a president. By keeping all other determinants stable, any observed difference in the rate at which judges retire or resign is attributed to the election.

We will show the results are visible in the raw data without any controls and with fixed effects to approximate a regression discontinuity design around the timing of the election. Besides the extant empirical work, claims to the absence of partisanship in the judiciary have also been supported by a recent comprehensive survey of Federal judges (Burbank, Plager, and Ablavsky 2012). Less than 1 % reported political motivations – defined as waiting for a different political administration to nominate their successor – to be central to their decision (Pfander 2012).

Defenders of the U.S. Federal judiciary's impartiality have additionally appealed to analyses of legal decisions. According to one federal appellate judge, only 5–15 % of cases are legally indeterminate and, even in these difficult cases, the courts understand which legal reasonings have greater plausibility (Edwards and Livermore 2008). According to this view, even if Democrats and Republicans vote differently, they could simply be following different philosophies, i.e. rules or reasonings, rather than being biased towards particular outcomes (Cameron 1993; Kornhauser 1999; Posner 1973).³ For instance, a judge can derive from first principles an adherence to a strict interpretation of the Constitution, while not necessarily hewing to the preferences of a political party for a certain policy outcome. One might still say that judges are doing their best to be impartial and politically independent, and these biases are simply reflective of unconscious dynamics, differences in philosophy or moral principles, or other factors that should not necessarily impugn the good character of judges nor the faith our legal system places in judicial impartiality and partisan independence. Strategic retirement cycles would be inconsistent with the view that judges are simply following different philosophies.

One of the difficulties in ascertaining political motivation in the judiciary follows from uncertainty as to a judge's true ideological-political convictions. When

³ Indeed, an active experimental literature tries to distinguish decisions motivated by outcomes from the decisions motivated by principles (Sobel 2005).

asked to report in a survey context, an individual may have at least two (potentially) conflicting motives. On the one hand, she may derive some intrinsic utility from reporting her “true” opinions. This might derive from expressive benefits (e.g. “I am happy to tell you who I am or for what I stand.”) or owe to a psychological cost of deceit. On the other hand, she may also care about how her answer will be read and interpreted by other people. For example, the respondent may want to signal socially desirable traits such as being altruistic or tolerant or just. Various psychometric methods thus exist for trying to ascertain a respondents’ actual positions. One of these is use of Likert scale in administration of a survey – a method that was used in a recent comprehensive survey of judges inquired whether political motivations were central to Federal judges’ decisions to retire or resign (Burbank, Plager, and Ablavsky 2012). The survey allowed judges to express an opinion between two extreme positions via choice of a real number in the interval [1, 7], where the positions 1 and 7 denote perfect agreement with one the extreme views. Judges were asked questions to ascertain how they regard political motivations in their decision to retire or resign, where 1 means “not at all important or not applicable” and 7 means “very important.” The survey queried 317 senior (retired) judges, 52 resigned judges, and 41 active sitting judges. Only 3 judges reported political motivations – defined as waiting for a different political administration to nominate their successor – as central to their decision (Pfander 2012). Most judges reported a 1 on a Likert scale of 1–7 for questions like “I plan to take senior status but am waiting for a different appointing authority (i.e. a different political administration) to nominate my successor” or “I intend to retire but am waiting for a different appointing authority (i.e. a different political administration) to nominate my successor,” where 1 meant “not at all important or not applicable” and 7 meant “very important.” The mean response for Courts of Appeals judges was 2.1 and 1.5 for these two questions (numbers are obtained from Burbank, Plager, and Ablavsky 2012; Pfander 2012).

In order to investigate whether judicial exits have political cycles, we explore whether judges who may not share the same political views of the President whose term is about to expire are less likely to exit before the election. If this were the case, one could argue that the decrease in the number of judges voluntarily leaving at the end of a presidential electoral cycle is likely to be driven by political considerations (e.g. a judge may hold out for the President-elect to appoint someone from judge’s own party of appointment). To address this question, we separately examine the relationship between the number of judges voluntarily leaving—when the party of the President in power is the *same* as the party of the President who appointed the judge—and the electoral proximity measure. We examine again the relationship using the number of judges voluntarily leaving—when the party of the President

in power is *different* from the party of the President who appointed the judge as the dependent variable. We do the same analysis for retirements and for resignations. Our results suggest that 11 % of retirement decisions and 23 % of resignation decisions from 1802 to 2019 follow political cycles, and the share of political cycles in judicial exits has been increasing in recent years, such that 14 % of retirement decisions since 1975 are politically motivated.

In our analysis of judicial retirement decisions in the U.S. Courts of Appeals, we employ a novel approach by examining these decisions at monthly intervals, a significant methodological advancement over previous studies that have typically used yearly data (Spriggs and Wahlbeck 1995; Stolzenberg and Lindgren 2010; Yoon 2006; Zuk, Gryski, and Barrow 1993). This refined temporal granularity enables us to more precisely discern the impact of political factors, particularly around key events like presidential elections, on judges' decisions to leave the bench. Unlike the contemporaneous paper by Stolzenberg and Lindgren (2022), which claims to use a regression discontinuity design but does not actually present raw data consistent with such an approach, our study rigorously applies this methodology. Stolzenberg and Lindgren (2022) instead implement a differences-in-differences and a triple differences-in-differences design. The main empirical strategy examines the D-in-D hypothesis: "when judges are ready to end their full-time federal judicial service, those who were first appointed by a Republican president are more likely to end full-time service when the incumbent president is a Republican than when the president is a Democrat, all else equal. Similarly, when Democratic appointees decide to end their full-time judicial service, they are more likely to do so when the incumbent president is a Democrat, all else equal." Their triple D-in-D design then "compare pre-election and post-inauguration periods where the only difference is attributed to the change in presidential party". Reporting the estimates from the regression only rather than displaying the raw data is unable to assuage concerns about pre-trends that coincide with the pre-election and post-inauguration period. A regression discontinuity instead allows a reader to see the data and visualize potential pre-trends. In addition, the nature of the natural experiment suggests a visualization over the entire election cycle by simply reporting the raw means per quarter as we do (as well as reporting the regression coefficients quarter-by-quarter).

We reveal notable political cycles in judicial turnover through both parametric and non-parametric analyses conducted at a quarter-to-election level. Our comprehensive investigation looks at both resignations and retirements, dating back to 1802, and quantifies the proportion of judicial exits influenced by elections. Significantly, our findings document a rise in electoral cycles in more recent periods, offering a counter-narrative to self-reported surveys from judges. These results present a more nuanced and historically extensive understanding of the interplay between politics and judicial turnover, marked by our authentic application of regression

discontinuity analysis in contrast to the methodology reported by Stolzenberg and Lindgren, which also focuses only on retirements, and not resignations, and looks only at the subset of elections of a president from a new party.

The final analysis shows in sharp relief that the last four election cycles display a pattern of partisan retirements. Simply calculating the share of retirements that occur under the party of the President that appointed the judge shows a significant elevation of partisanship in the recent time period. Put differently, since 2004, 64 % (75 %) of retirements (resignations) occur when a judge's party of appointment is also holding the presidency, and 36 % (25 %) otherwise. Calculations suggest roughly 6,000 verdicts might have been decided the other way had judicial exits not been partisan.

Considerable attention has been given to the political motivations underlying U.S. Supreme Court Justices' decisions to leave the bench. Calabresi and Lindgren (2005) investigate this, even suggesting the phenomenon of 'strategic dying,' where Justices may attempt to time their death to benefit specific interests. However, this politically charged narrative contrasts sharply with findings from the lower courts. Studies like those by Vining Jr (2009), Hansford, Carol Savchak, and Songer (2010), and Nixon and Haskin (2000) have found little to no evidence of politically motivated retirements among lower court judges. Instead, research in this realm, including works by Yoon (2006) and Spriggs and Wahlbeck (1995), has predominantly focused on more conventional determinants of retirement, such as age and pension eligibility. While judges in the lower courts might cite these factors as reasons for retirement, as discussed by Burbank, Plager, and Ablavsky (2012), these are not aligned with our causal treatment of interest – the impact of elections on judicial retirement and resignation decisions.

To summarize, in our study, we set out to determine if the timing of judges' retirements or resignations is influenced by political considerations. Our first step was to establish a normal pattern for these departures, which we call the baseline. We discovered that, on average, about 0.18 judges leave their positions each month, mostly due to retirement. We then focused on how this pattern shifts in the three months leading up to a Presidential election, particularly when the party in power is different from the one that appointed these judges. We noticed a marked decrease in the number of judges retiring during this period – about 0.08–0.10 fewer retirements per month compared to our baseline. This significant drop suggests that judges might be timing their retirements strategically in response to the political landscape. Our statistical analysis strongly supported this observation, showing a clear pattern that judges' retirement decisions are influenced by the political context. This tendency for fewer retirements is more pronounced when the ruling

party differs from the appointing party, especially in the months before a Presidential election. This pattern remained statistically significant even after considering various other factors that might influence a judge's decision to retire.

Only a tiny fraction of judges admit to political motivations in their decision to retire or resign. Indeed, Courts of Appeals judges are appointed for life and are forbidden from any semblance of impropriety or political involvement. If Courts of Appeals judges have strong commitments to be unbiased, the evidence is consistent with unconscious bias (Bénabou and Tirole 2011; Chen and Schonger 2013, 2014; Grossman 2015; Schwardmann and Van der Weele 2019). It is also possible that judges – who profess to be unbiased and are expressly tasked with making normative decisions and enforcing honesty – are motivated by conscious, deliberate partisan intent that is in express violation of their legal duties. In either case, the data suggest that law juristocracy – that is, politics enacted by means of legal procedures and enabled by judicial claims to apoliticality – is on the ascent, blurring the fragile line between law and political power upon which liberal political systems have been thought to depend.

2 U.S. Courts of Appeals

The U.S. Federal Courts are a system of local level (District Court), intermediate level (Circuit Court), and national level (Supreme Court) councils. Members of these are appointed for life by the U.S. President and confirmed by the U.S. Senate. Courts of Appeals, which are the empirical focus of this paper, rule on the application of Federal law, such as the constitutional validity of state laws, among other things. 98 % of their decisions are final.⁴ The Courts of Appeals decide cases that provide new interpretations of prior precedents, which expand or contract the space of actions under which an actor can be found liable (Gennaioli and Shleifer 2007).

Their decisions establish precedent for adjudication in future cases in the same court and in lower courts within its geographic boundaries. Each state has 1–4 District Courts. The 94 U.S. District Courts serve as trial courts with juries. The 12 U.S. Circuit Courts (Courts of Appeals) take cases appealed from the District Courts. The Circuit Courts have no juries. Each Circuit Court presides over 3–9 states. State officials regularly update a set of guidelines to identify actions and regulations that may result in costly litigation after Courts of Appeals decisions (Frost and Lindquist 2010; Pollak 2001). Figure 1 displays District Court boundaries in dotted lines and Circuit Court boundaries in solid lines.

⁴ In the remaining 2 % that are appealed to the Supreme Court, 30 % are affirmed.

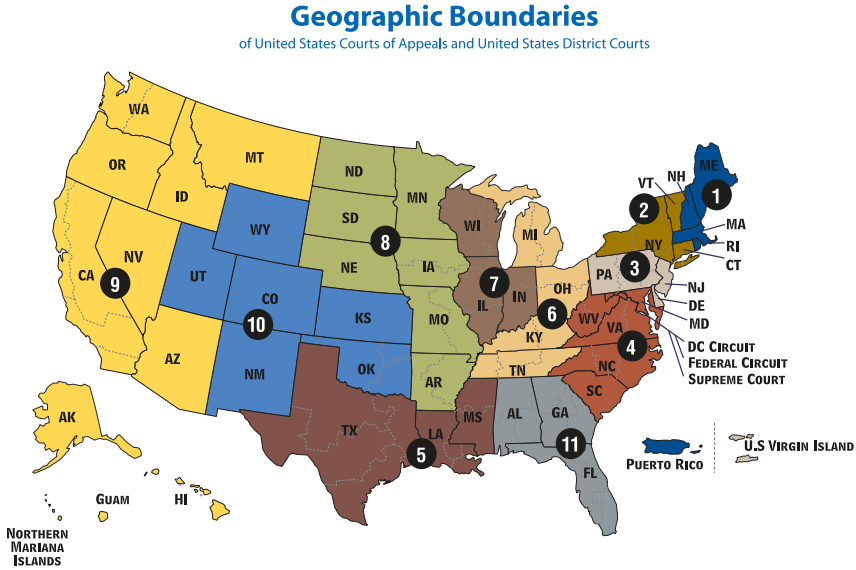


Figure 1: Geographical boundaries of U.S. federal courts. Notes: Boundaries of the 94 district courts are represented in dotted lines. Numbers indicate the 12 circuit courts, with the Washington, D.C. circuit being the 12th. Source: United States courts of appeals. (2024, February 10). In Wikipedia. https://en.wikipedia.org/wiki/United_States_courts_of_appeals.

Federal judges are restricted from any semblance of impropriety. Judges are prohibited from receiving honoraria for speeches, appearances, or articles and are prohibited from receiving compensation for their service to a profit or non-profit organization.⁵ They are also prohibited from making speeches for political organizations, publicly endorsing or opposing candidates, soliciting funds, making contributions, or attending or purchasing tickets for events sponsored by political organizations or candidates.⁶ They are further prohibited from personally participating in any fund-raising activities, soliciting funds for any organization, or using or permitting the use of the prestige of their judicial office for fund-raising purposes.⁷

In defining a judge's leaving the bench, we consider two events: the assumption of senior status (i.e. retirement) and resignation (i.e. complete retirement) from

⁵ *Guide to Judiciary Policy* Canon 4H. <http://www.uscourts.gov/uscourts/rulesandpolicies/conduct/vol02a-ch02.pdf>.

⁶ *Guide to Judiciary Policy* Canon 5.

⁷ *Guide to Judiciary Policy* Canon 4C.

the bench. Retirement differs from resignation in that, by assuming senior status a judge allows for the President to appoint a new member to the court, but can also remain in the court and continue to hear cases. The assumption of senior status implies a reduced caseload.⁸

3 Methods

Our analysis uses data from 1802 to 2019 from the Federal Judiciary Center and the Multi-User Data Base on the Attributes of U.S. Appeals Court Judges to sum up the number of retirements or resignations per month.

We begin by creating an unbalanced panel of all judges in all time periods. Thus, for any particular judge, variables are not defined for the period of time preceding that judge's appointment and the period of time following the judge's complete retirement. We sum up the number of these events per month to conduct the analyses that follow.

Table 1 estimates:

$$\text{Exit}_i = F(t)\alpha_1 \mathbf{Proximity}_i + \varepsilon_i \quad (1)$$

where the outcome variable Exit_i is the number of judicial retirements or resignations for the month i ; the explanatory variable of interest, $\mathbf{Proximity}_i$, is a set of quarter-to-election fixed effects (we compare to quarter 16, i.e. the quarter immediately following an election, which is the omitted quarter, so the interpretation is akin to a regression discontinuity design); $F(t)$ includes a set of year-specific fixed effects a set of fixed effects for each quarter of the year (e.g. January through March, April through June, etc.);⁹ finally ε_i is a mean-zero stochastic error term. In all regressions, the unit of analysis is the month in order to control for seasonality.¹⁰

Because many of the regressions include fixed effects (e.g. roughly 200 dummy variables to control for year, 15 quarter-to-election dummies, and 4 season dummies), we estimate all specifications using the linear model as suggested by Angrist and Pischke (2008). However, we recognize there is debate in the econometrics literature concerning the relative merits of various linear or non-linear models. We

⁸ For example, Chen, Michaeli, and Spiro (2015) show using the universe of cases from 1950 to 2007 that the yearly caseload per judge drops from roughly 100 per year to 30 per year. The average caseload per judge continues to gradually fall to around 20 per year, even 20 years after retirement.

⁹ The set of year-specific fixed effects is intended to capture shocks or trends affecting judicial retirement that are common to all judges in a given year, while the quarterly fixed effects control for seasonal variation in judges' retirement decisions.

¹⁰ In all calculations of statistical significance in this section, robust standard errors are used.

Table 1: Political cycles in judicial exits.

Party in power	(1)	(2)	(3)	(4)
	Number of retirements		Number of resignations	
	Same	Different	Same	Different
Mean of dep. var.	0.073	0.085	0.016	0.008
Quartertoelect = 1	-0.0210 [0.0356]	-0.0885 [0.0391]**	-0.0140 [0.0118]	-0.00362 [0.00510]
Quartertoelect = 2	-0.0434 [0.0329]	-0.0746 [0.0404]*	0.00537 [0.0174]	0.00716 [0.00956]
Quartertoelect = 3	-0.0433 [0.0310]	-0.103 [0.0398]**	-0.00375 [0.0181]	0.0126 [0.0103]
Quartertoelect = 4	0.0175 [0.0525]	-0.00520 [0.0534]	0.00735 [0.0241]	-0.00373 [0.00591]
Quartertoelect = 5	-0.0285 [0.0565]	0.00259 [0.0621]	0.00313 [0.0280]	-0.000969 [0.0115]
Quartertoelect = 6	0.0466 [0.0602]	-0.0132 [0.0626]	-0.00957 [0.0269]	0.00341 [0.0115]
Quartertoelect = 7	0.00887 [0.0564]	-0.0685 [0.0593]	-0.0317 [0.0250]	-0.00414 [0.00996]
Quartertoelect = 8	0.00412 [0.0499]	-0.0142 [0.0589]	0.0240 [0.0249]	-0.00738 [0.0107]
Quartertoelect = 9	-0.0111 [0.0522]	-0.0223 [0.0621]	0.0249 [0.0244]	-0.00476 [0.0138]
Quartertoelect = 10	0.0104 [0.0571]	0.000519 [0.0678]	0.0332 [0.0250]	0.0126 [0.0182]
Quartertoelect = 11	-0.0246 [0.0480]	-0.0815 [0.0633]	0.0321 [0.0238]	0.0115 [0.0183]
Quartertoelect = 12	-0.0526 [0.0415]	-0.0536 [0.0565]	0.0196 [0.0134]	-0.0110 [0.0153]
Quartertoelect = 13	-0.0708 [0.0486]	-0.0551 [0.0595]	0.0353 [0.0147]**	-0.00486 [0.0184]
Quartertoelect = 14	-0.0700 [0.0477]	-0.00562 [0.0641]	0.0290 [0.0149]*	0.00116 [0.0204]
Quartertoelect = 15	-0.0832 [0.0433]*	-0.0562 [0.0647]	0.0262 [0.0138]*	0.00804 [0.0219]
Year FE	Y	Y	Y	Y
Season FE	Y	Y	Y	Y
Observations	2,505	2,505	2,505	2,505
R-squared	0.346	0.309	0.105	0.098

Notes: Robust OLS standard errors are used to account for potential heteroscedasticity in the data. These are displayed in brackets (* $p < 0.10$; ** $p < 0.05$; *** $p < 0.01$). The outcome variables are the number judges that retire in a particular month (Columns 1–2) and the number judges that resign in a particular month (Columns 3–4). The coefficients are comparing the number of judicial leavings in the N th quarter before a presidential election with N numbering from 1 to 15. Quarter 16 (the one right after an election) is the omitted category. Year fixed effects and seasonality fixed effects are included in all regressions.

reestimate all baseline results using negative binomial models. We also estimate interaction models that examine whether retirements and resignations work differently after the creation of the modern Courts of Appeals. In another robustness check, we report the analysis with linear quarters-to-next election rather than with quarter-to-election dummies.

Figure 2 visualizes the results without any covariates. When the party in power is different, retirements dip in a pronounced manner before presidential elections. This would be consistent with judges intending to retire but waiting for a different appointing authority (i.e. a different political administration) to nominate their successor, contra what the survey evidence indicates. The quantity of resignations is a small fraction of the quantity of retirements. If retirements were politically timed, we should see an increase in resignations after the election when the appointing authority is from the same political party as the one to nominate their successor.

4 Political Cycles in Judicial Exits

In order to calculate the share of judicial exits that are politically motivated, we assume that the benchmark is essentially random retirements or resignations, spread evenly over 16 quarters between elections and evenly without regards to

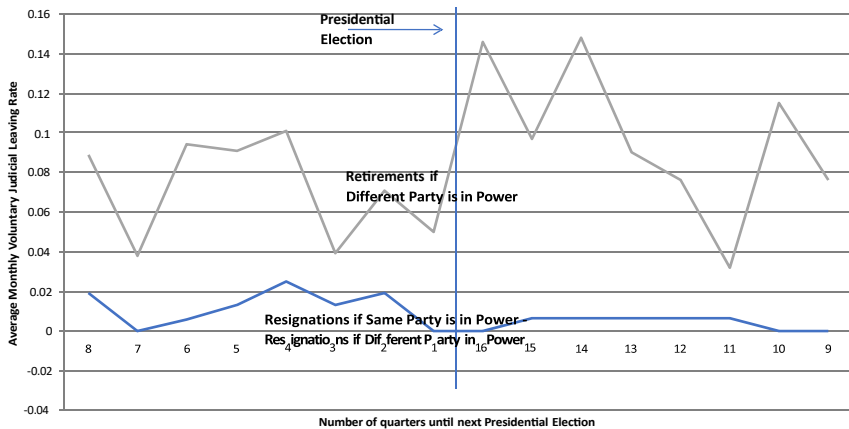


Figure 2: Judicial exit across the political cycle. Notes: This figure presents a visualization over the entire election cycle by reporting the raw means per quarter-to-election. Two lines are presented. One line is the monthly retirement rate when the political party in power is different than the one that appointed the judge. The second line is the monthly resignation rate when the political party in power is the same as the one that appointed the judge minus the monthly resignation rate when the political party in power is different than the one that appointed the judge.

the party of the appointing President. In other words, we use as a baseline the fact that on average, 0.18 judges voluntarily leave the bench each month in our sample; of these, 0.16 are retirements and 0.02 are resignations. All other factors (like salary, age, tenure) are assumed to be uncorrelated with the exact month of retirement.

Next, we would like to calculate the deviation from the baseline in the quarters before or after an election when the party in power is such that it would be politically strategic to exit. In each of the three quarters before a Presidential election, the number of retirements for judges when the party in power is different drops by 0.08–0.10 per month (Table 1 Column 2). This is rather large – summary statistics displayed on the first row of numbers in Table 1 indicate that when the party in power is different from the party of the appointing President of the judge, 0.085 judges retire per month. The magnitudes are invariant to the controls as one might expect from the unconditional visualization. These effects are also statistically significant and much larger in magnitude than the other quarters.¹¹ Estimates from the negative binomial model also indicate statistically significant reductions in retirements when the party in power is different (at the 1 % or 5 % level) for each of the three quarters preceding a Presidential election.

Finally, to interpret the magnitudes, assuming that we should expect $0.157 \times 48 = 7.5$ judges to retire every 4 years, a back-of-the-envelope comparison yields the abnormal number of judges not retiring before the election. Regression coefficients in the three quarters (each containing 3 months) prior to election indicates that $(0.089 + 0.075 + 0.103) \times 3 = 0.80$ judges are missing, which suggests at least 11 % of judicial retirements are politically motivated.

We also see a politically motivated pattern for resignations. As noted above, the baseline is 0.02 judges resigning per month. In each of the three quarters after a Presidential election, the number of resignations for judges when the party in power is the same increases by 0.02–0.04 per month (Column 3). These numbers are again large relative to the mean – when the party in power is the same as the party of the appointing President of the judge, 0.016 judges resign per month (and when the party in power is different from the party of the appointing President of the judge, 0.008 judges resign per month). These effects are statistically significant at the 5 or 10 % level and much larger in magnitude than the other quarters. Estimates from the negative binomial model also indicate increases in resignations when the party in power is the same, increases that are statistically significant at the 1 % level for the significant quarters in the linear model.

¹¹ All significance tests are two-tailed with respect to the null hypothesis of no effect. There is one quarter that is significant at the 10 % level when the party in power is the same (Column 1). One might expect another quarter to be statistically significant after many tests.

To interpret the magnitudes, assuming that we should expect $0.024 \times 48 = 1.15$ judges to resign every four years, the extra $(0.035 + 0.029 + 0.026) \times 3 = 0.27$ judges calculated by summing the three quarters-to-election coefficients suggests that at least 23 % of judicial resignations follow political cycles. The larger share may be related to political opportunities afforded when a judge resigns rather than merely retires (i.e. takes senior status).

It is clear these rates for retirements and resignations fluctuate across the political cycle. This general pattern shown in the visualization could explain why using yearly retirement data (which would combine these pre and post-election periods) may lead to the wrong conclusion that politics are insignificant in judges' retirement decisions (Spriggs and Wahlbeck 1995; Stolzenberg and Lindgren 2010; Yoon 2006; Zuk, Gryski, and Barrow 1993).¹²

The patterns are robust to alternative measures of electoral proximity (i.e. linear quarters-to-next election rather than with quarter-to-election dummies) and dropping one Circuit at a time (Table 2).¹³

These patterns are slightly more pronounced for Republican appointees (Table 3). The resignation cycles of Republican judges seem to follow the pattern of politically motivated exits, significantly more so than that of the Democrat judges. The retirement cycles for Republicans are somewhat larger than the retirement cycles for Democrats.

5 Political Cycles in Judicial Exits Over Time

We now investigate whether the results presented above hold for the entire period we analyze (1802–2019) or if our results are mostly driven by the recent trend in political polarization. Increase in polarization has been found in studies of the U.S. Congress (Bernhard, Nokken, and Sala 2012; Gentzkow, Shapiro, and Taddy 2019; McCarty, Poole, and Rosenthal 2006). Cross (2003) finds evidence that the Reagan and George W. Bush judicial appointees have been the most ideological of any judicial appointees since the late 1940s. Chen (2016) finds evidence that Reagan, George W. Bush, and Clinton appointees are the most likely to increase dissents before Presidential elections. As highlighted in the seminar work of Goldman (1999), 'Picking

¹² Quarter 16 contains November, December, and January. Thus, for instance, in Column 3, the coefficients on quarters 12–15 are estimated to be significant relative to Quarter 16. Figure 1 displays the raw means of every quarter.

¹³ Table 2 Column 2 suggests the retirement cycles are a bit stronger in Circuits 5, 9, and 12. The results are also robust to a specification that employs disaggregated data using the number of retirements per Circuit-month, including Circuit fixed effects, and clustering the standard errors at the Circuit level.

Table 2: Political cycles in judicial exits – robustness checks.

	(1)	(2)
Number of retirements		
Each coefficient represents a separate regression		
	Drop 1 circuit at a time	
Quarters to election	0.00569[0.00282]**	
After election		0.0871
(Entire sample)		[0.0435]**
After election		0.0819
(Drop circuit 1)		[0.0413]**
After election		0.103
(Drop circuit 2)		[0.0449]**
After election		0.0994
(Drop circuit 3)		[0.0443]**
After election		0.0956
(Drop circuit 4)		[0.0437]**
After election		0.0524
(Drop circuit 5)		[0.0373]
After election		0.0956
(Drop circuit 6)		[0.0433]**
After election		0.0920
(Drop circuit 7)		[0.0428]**
After election		0.0741
(Drop circuit 8)		[0.0440]*
After election		0.0523
(Drop circuit 9)		[0.0325]
After election		0.0726
(Drop circuit 10)		[0.0421]*
After election		0.0776
(Drop circuit 11)		[0.0436]*
After election		0.0573
(Drop circuit 12)		[0.0414]

Notes: Robust standard errors in brackets (*significant at 10 %; **significant at 5 %; ***significant at 1 %). Voluntary judicial leavings are the number of judges that retire or resign in a particular month. The explanatory variables of interest are dummy variables indicating whether it is after an election or not (the first three quarters after an election count as “after” while the three quarters before an election count as “before”). Each coefficient represents a separate regression. The regression also includes year fixed effects and seasonly quarter fixed effects (only in Column (1), whose explanatory variable of interest is a linear number of quarters to the election).

Federal Judges,’ there is a marked shift in the pattern of judicial nominations post-Reagan. President Reagan’s tenure marked a significant departure from traditional patronage-based appointments towards a more policy-driven approach in

Table 3: Who does political cycles in judicial exits – party of appointment.

	(1)		(2)		(3)		(4)	
	of democrat judges		of republican judges		of democrat judges		of republican judges	
	Number of retirements		Number of retirements		Number of resignations		Number of resignations	
Quartertoelect = 1	-0.0356 [0.0319]	-0.0619 [0.0394]	-0.0131 [0.0102]	-0.00210 [0.00759]				
Quartertoelect = 2	-0.0314 [0.0331]	-0.0735 [0.0400]*	-0.00931 [0.0124]	0.0266 [0.0151]*				
Quartertoelect = 3	-0.0493 [0.0303]	-0.0843 [0.0384]**	-0.00538 [0.0140]	0.0185 [0.0150]				
Quartertoelect = 4	0.0178 [0.0433]	0.00656 [0.0589]	0.00681 [0.0176]	0.00822 [0.0171]				
Quartertoelect = 5	-0.0452 [0.0506]	0.0339 [0.0655]	0.000514 [0.0210]	0.00928 [0.0210]				
Quartertoelect = 6	-0.00311 [0.0535]	0.0520 [0.0671]	-0.0149 [0.0187]	0.0188 [0.0214]				
Quartertoelect = 7	-0.0376 [0.0523]	-0.00708 [0.0622]	-0.0176 [0.0182]	-0.00872 [0.0183]				
Quartertoelect = 8	0.00235 [0.0496]	-0.0173 [0.0591]	0.00117 [0.0181]	0.0260 [0.0182]				
Quartertoelect = 9	-0.0487 [0.0529]	0.000389 [0.0628]	0.00436 [0.0188]	0.0287 [0.0180]				
Quartertoelect = 10	-0.0156 [0.0564]	0.0253 [0.0705]	0.0210 [0.0217]	0.0403 [0.0187]**				
Quartertoelect = 11	-0.0620 [0.0513]	-0.0459 [0.0637]	-0.000790 [0.0182]	0.0513 [0.0196]***				

Table 3: (continued)

	(1)		(2)		(3)		(4)	
	of democrat judges		of republican judges		of democrat judges		of republican judges	
Quartertolect = 12	-0.0462 [0.0438]	-0.0625 [0.0566]	-0.0101 [0.0166]	0.0135 [0.0114]				
Quartertolect = 13	-0.0633 [0.0462]	-0.0626 [0.0634]	0.00571 [0.0194]	0.0218 [0.0133]				
Quartertolect = 14	-0.0248 [0.0500]	-0.0497 [0.0652]	-0.00339 [0.0202]	0.0331 [0.0150]**				
Quartertolect = 15	-0.0408 [0.0467]	-0.0980 [0.0647]	-0.00601 [0.0207]	0.0393 [0.0151]***				
Year FE	Y	Y	Y	Y				
Season FE	Y	Y	Y	Y				
Observations	2,505	2,505	2,505	2,505				
R-squared	0.243	0.335	0.094	0.122				

Notes: Robust standard errors in brackets (* significant at 10 %, ** significant at 5 %, *** significant at 1 %). Outcome variables are the number of judges that retire or resign in a particular month. The explanatory variables of interest are dummy variables indicating the number of quarters remaining before the upcoming presidential election (16 quarters to the election is the omitted dummy variable). The regression also includes year fixed effects and seasonally quarter fixed effects.

populating federal courts. After 1975, 16-year moving averages of the (4-year) electoral cycle in dissents become statistically significant. The increase in dissents around elections is consistent with the increasing role of political polarization in the judiciary.

To investigate whether political cycles in judicial exits have increased, we accordingly divide the dataset into pre- and post-1975 periods.¹⁴ We compare judicial retirements in the three quarters immediately following an election with the three quarters immediately preceding an election (analogizing to a regression discontinuity framework). This specification is also motivated by the three significant quarter-to-election coefficients before and after the election. We regress the number of voluntary judge retirements on a dummy that indicates whether the retirement occurred after an election (after), a dummy indicating whether the retirement occurred after 1975 (recent), and an interaction between these two indicators.

We find that these electoral cycles have been increasing after 1975. We estimate:

$$\text{Exit}_i = F(t) + \beta_1 \text{After}_i * \text{Recent}_i + \beta_2 \text{After}_i + \beta_3 \text{Recent}_i + \varepsilon_i \quad (2)$$

where $F(t)$ are year and quarter fixed effects; After_i is an indicator equal to 1 for the three quarters immediately following a Presidential election; and Recent_i is an indicator variable equal to 1 for the period of time after 1975. The higher rate of voluntary retirements following an election appears entirely attributable to the post-1975 period (Table 4).

In fact, the 20-year moving average correlation between retirement decision and whether it is three quarters after an election (Figure 3) suggests that the electoral cycles we observe in judicial retirement decisions may be entirely a recent phenomenon. This figure presents estimates from Equation (2) where the Recent_i indicator is replaced by a full sequence of dummy indicators for 20-year periods. The figure also suggests that political cycles may explain a much larger proportion of judicial exits in recent years.

Figure 3 presents a detailed visualization of the trend in strategic judicial exits over time, expanding on the analysis provided in Table 4. Unlike Table 4, which uses a single post-period analysis for the years 1975 (Column 1) and 1900 (Column 2), this figure segments the data into 20-year bins, with each bin centered around the year indicated on the x -axis. This approach allows for a nuanced observation of changes across different time periods.

The key finding from Table 4, indicated by a coefficient of 0.498, reveals that the monthly rate of judge retirements in the three quarters post-election is significantly

¹⁴ The choice of this cut-off is visually suggested by Figure 3.

Table 4: Political cycles in judicial exits over time.

	(1)	(2)
	Number of judicial retirements	
After election	-0.0178 [0.0429]	-0.0125 [0.0367]
After election × year > 1975	0.498 [0.198]**	
After election × year > 1900		0.167 [0.0820]**
Year FE	Yes	Yes
Season FE	Yes	Yes
Observations	937	937
R-squared	0.449	0.436

Notes: Robust standard errors in brackets (*significant at 10 %; **significant at 5 %; ***significant at 1 %). The explanator variables of interest are dummy variables indicating whether it is after an election or not (the first three quarters after an elect count as “after” while the three quarters before an election count as “before”) and whether it is recent (before or after 1975; before or after 1900) and the regressions also include year fixed effects and seasonally quarter fixed effects.

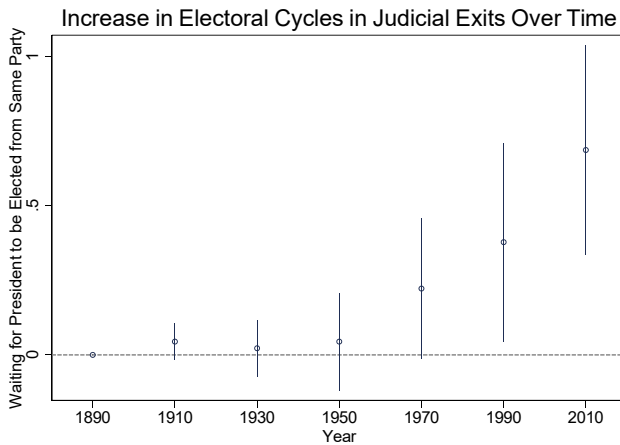


Figure 3: Increase in electoral cycles in judicial exits over time. Notes: This figure presents a visualization of the increase in strategic judicial exits over time. Instead of using a single post-period as in Table 4 of 1975 in column 1 and 1900 in column 2, we report the effect for 20-year bins centered at the year displayed on the x-axis.

higher by 0.5 in the period after 1975 compared to before 1975. This is a substantial increase given the baseline monthly exit rate of 0.18 judges. Essentially, this coefficient represents a notable distortion in the rate of judicial exits in relation to election timings.

Figure 3 delves deeper into this trend by breaking down the analysis into distinct 20-year intervals. For instance, a coefficient of 0.35 for the 1980–2000 bin signifies that the increase in retirements around elections in this period is 0.35 per month higher than in the baseline period of 1860–1880. This approach offers a clearer, more segmented view of the temporal shifts in judicial retirements and aligns these shifts with the corresponding electoral cycles. In summary, Figure 3 not only corroborates the findings from Table 4 but also provides a more granular insight into how the pattern of strategic judicial exits has evolved over time, highlighting specific periods with heightened activity.¹⁵

Our next analysis repeats the presentation of Table 1, but only include judicial exits after 1975. This sample is more relevant to the Burbank, Plager, and Ablavsky (2012) survey. Table 5 exhibits political cycles in judicial retirements. The baseline is now 0.65 judges retiring per month. Assuming that we should expect $0.65 \times 48 = 31.2$ judges to retire every 4 years, a back-of-the-envelope comparison with the regression coefficients in the three quarters prior to election suggests that an abnormal number of judges are not retiring before the election – the missing $(0.43 + 0.42 + 0.69) \times 3 = 4.62$ judges who are not retiring would render 14 % of judicial retirements to be politically motivated, which is 1.5 times the share from the calculation for the whole time period.

Table 6 presents the results excluding exits after 1975. Here, only political cycles in resignations are observed, suggesting that retirements and resignations are two different ways to be politically motivated in judicial exits.

The final three figures explores partisan retirements and resignations reflected in the average rate at which judges choose to make a seat available for a president from appointing party to appoint the replacement. Figure 4 shows that a pattern of partisan retirement is present. Each retirement is coded as +1 if it occurred under a president from the judge's appointing party and –1 if not. The figure reports the coefficients and standard errors from a set of dummy indicators representing each election cycle (4-year period beginning with November). If judges are retiring without partisan motives, we would expect a roughly equal number of Democrats

15 The proportion of judges dying in the office has been reducing over time. However, when we focus on the time period in which the strategic judicial exits, the monthly number of judicial deaths has been roughly flat since 1975, while the strategic exits continue to grow. Adding the number of judicial deaths per month does not affect the interpretation of the strategic judicial exits being larger in the period after 1975 than before.

Table 5: Political cycles in judicial exits after 1975.

Party in power	(1)		(2)		(3)		(4)	
	Number of retirements				Number of resignations			
	Same	Different	Same	Different	Same	Different	Same	Different
Mean of dep. var.	0.279	0.371	0.021	0.014				
Quartertoelect = 1	-0.156 [0.173]	-0.431 [0.191]**	0.0284 [0.0143]**	-0.00748 [0.0166]				
Quartertoelect = 2	-0.233 [0.161]	-0.423 [0.199]**	0.0312 [0.0196]	-0.0184 [0.0234]				
Quartertoelect = 3	-0.275 [0.154]*	-0.687 [0.188]**	0.0449 [0.0430]	0.0710 [0.0556]				
Quartertoelect = 4	0.112 [0.288]	-0.138 [0.263]	0.0159 [0.0209]	0.00716 [0.0160]				
Quartertoelect = 5	0.00887 [0.303]	-0.246 [0.320]	-0.0137 [0.0448]	-0.00307 [0.0211]				
Quartertoelect = 6	0.143 [0.297]	-0.252 [0.318]	-0.00671 [0.0402]	0.0251 [0.0439]				
Quartertoelect = 7	-0.0498 [0.279]	-0.363 [0.313]	-0.0351 [0.0369]	-0.00353 [0.0206]				
Quartertoelect = 8	0.130 [0.248]	-0.0331 [0.316]	-0.0240 [0.0357]	0.0127 [0.0214]				
Quartertoelect = 9	0.102 [0.248]	-0.0851 [0.333]	-0.000215 [0.0386]	0.0435 [0.0406]				
Quartertoelect = 10	0.256 [0.284]	-0.00586 [0.364]	0.0914 [0.0651]	-0.00742 [0.0313]				
Quartertoelect = 11	-0.0414 [0.202]	-0.364 [0.342]	0.0258 [0.0540]	0.0444 [0.0487]				
Quartertoelect = 12	-0.108 [0.166]	-0.231 [0.312]	-0.0270 [0.0253]	0.0205 [0.0257]				
Quartertoelect = 13	-0.279 [0.204]	-0.340 [0.316]	0.00103 [0.0250]	0.0346 [0.0408]				
Quartertoelect = 14	-0.220 [0.180]	-0.162 [0.338]	0.0463 [0.0452]	-0.00688 [0.0338]				
Quartertoelect = 15	-0.376 [0.149]**	-0.390 [0.352]	0.0978 [0.0619]	0.0122 [0.0294]				
Year FE	Yes	Yes	Yes	Yes				
Season FE	Yes	Yes	Yes	Yes				
Observations	420	420	420	420				
R-squared	0.346	0.238	0.160	0.136				

Notes: Robust OLS standard errors in brackets (* $p < 0.10$; ** $p < 0.05$; *** $p < 0.01$). The outcome variables are the number judges that retire in a particular month (Columns 1–2) and the number judges that resign in a particular month (Columns 3–4). Data is restricted to years after 1975.

Table 6: Political cycles in judicial exits before 1975.

Party in power	(1)	(2)	(3)	(4)
	Number of retirements		Number of resignations	
	Same	Different	Same	Different
Mean of dep. var.	0.032	0.027	0.015	0.007
Quartertoelect = 1	0.00995 [0.0206]	-0.0116 [0.0187]	-0.0229 [0.0141]	-0.00312 [0.00505]
Quartertoelect = 2	-0.000559 [0.0207]	0.00219 [0.0222]	0.000767 [0.0207]	0.0121 [0.0105]
Quartertoelect = 3	0.00444 [0.0197]	0.0161 [0.0240]	-0.0130 [0.0200]	0.00119 [0.00592]
Quartertoelect = 4	0.00270 [0.0245]	0.0260 [0.0348]	0.00551 [0.0284]	-0.00580 [0.00633]
Quartertoelect = 5	-0.0331 [0.0315]	0.0566 [0.0400]	0.00568 [0.0320]	-0.00130 [0.0129]
Quartertoelect = 6	0.0325 [0.0405]	0.0397 [0.0381]	-0.00928 [0.0309]	-0.00144 [0.0108]
Quartertoelect = 7	0.0223 [0.0376]	-0.00759 [0.0326]	-0.0304 [0.0287]	-0.00458 [0.0113]
Quartertoelect = 8	-0.0172 [0.0320]	-0.00555 [0.0306]	0.0330 [0.0287]	-0.0115 [0.0121]
Quartertoelect = 9	-0.0303 [0.0366]	-0.00528 [0.0328]	0.0294 [0.0279]	-0.0146 [0.0144]
Quartertoelect = 10	-0.0329 [0.0374]	0.00813 [0.0355]	0.0220 [0.0268]	0.0156 [0.0209]
Quartertoelect = 11	-0.0204 [0.0377]	-0.0241 [0.0307]	0.0332 [0.0265]	0.00504 [0.0198]
Quartertoelect = 12	-0.0376 [0.0332]	-0.0144 [0.0237]	0.0294 [0.0151]*	-0.0175 [0.0176]
Quartertoelect = 13	-0.0238 [0.0369]	0.00896 [0.0271]	0.0414 [0.0167]**	-0.0128 [0.0206]
Quartertoelect = 14	-0.0343 [0.0402]	0.0305 [0.0314]	0.0263 [0.0154]*	0.00237 [0.0235]
Quartertoelect = 15	-0.0215 [0.0366]	0.0133 [0.0276]	0.0125 [0.0111]	0.00699 [0.0255]
Year FE	Yes	Yes	Yes	Yes
Season FE	Yes	Yes	Yes	Yes
Observations	2085	2085	2085	2085
R-squared	0.211	0.138	0.104	0.098

Notes: Robust OLS standard errors in brackets (* $p < 0.10$; ** $p < 0.05$; *** $p < 0.01$). The outcome variables are the number judges that retire in a particular month (Columns 1–2) and the number judges that resign in a particular month (Columns 3–4). Data is restricted to years before and including 1975.

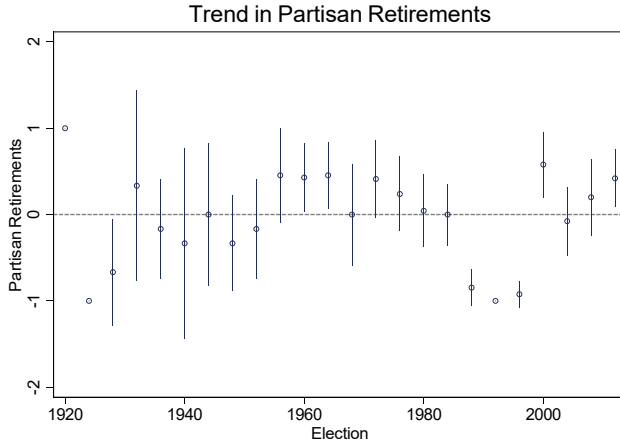


Figure 4: Partisan judicial retirements over time. Notes: This figure presents a visualization of strategic judicial retirements over time. Each retirement is coded as +1 if it occurred under a president from the judge's appointing party and -1 if not. The figure reports the coefficients and standard errors from a set of dummy indicators representing each election cycle. If judges are retiring without partisan motives, we would expect a roughly equal number of democrats and republicans each election cycle—that is, we would expect mostly 0s, but we do not.

and Republicans each election cycle—that is, we would expect mostly 0s, but we do not. Summing the positive coefficients indicate that roughly 76 judges retired under partisan motivations.¹⁶ Put differently, this is 20 % of all retirements.

Since 2004, 64 % (75 %) of retirements (resignations) occur when a judge's party of appointment is also holding the presidency, and 36 % (25 %) otherwise. Interestingly, in the preceding three election cycles, judges were actually anti-partisan, being more likely to retire when the president was from the opposite party.

Figure 5 shows that partisan retirements are somewhat more elevated for Republicans but this is largely due to a 20-year time period when Democrat judges were anti-partisan.

Figure 6 shows the pattern for partisan resignations. While it is somewhat elevated in the most recent 20-year time period, it was even more significantly different from equipoise (defined as a 0 in these graphs, when it is equally likely to resign under a same or different party president) in the beginning of the 1900s.

¹⁶ This number is rendered by the dot product of the vector of positive coefficients and the vector of number of retirements for the election cycles beginning in 1960, 1964, 1968, 1976, 1980, 2004, 2012, and 2016.

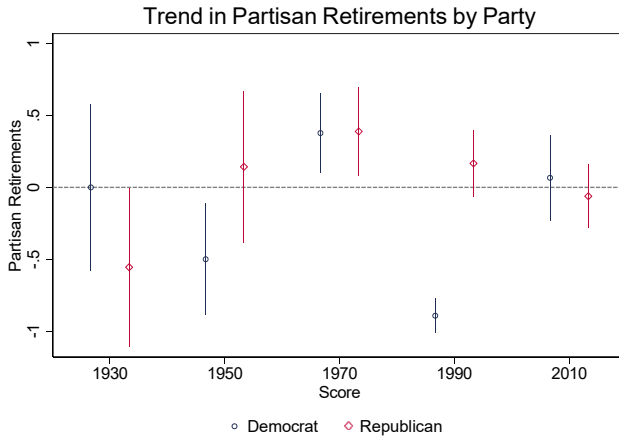


Figure 5: Partisan judicial retirements over time by party. Notes: This figure presents a visualization of strategic judicial retirements over time by political party. Each retirement is coded as +1 if it occurred under a president from the judge’s appointing party and −1 if not. The figure reports the coefficients and standard errors from a set of dummy indicators representing several election cycles for 20-year bins centered at the year displayed on the *x*-axis. If judges are retiring without partisan motives, we would expect a roughly equal number of democrats and republicans each election cycle—that is, we would expect mostly 0s.

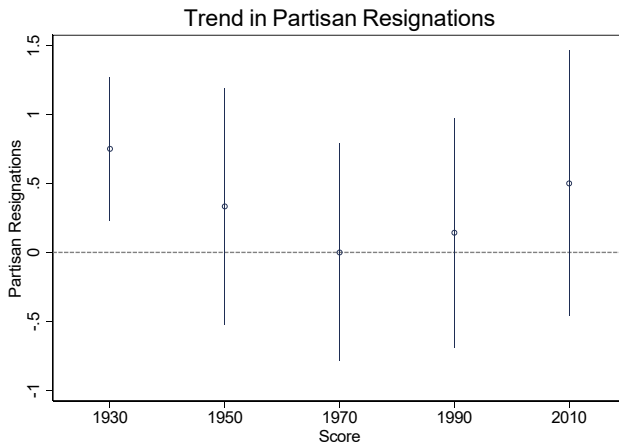


Figure 6: Partisan judicial resignations over time. Notes: This figure presents a visualization of strategic judicial resignations over time. Each resignation is coded as +1 if it occurred under a president from the judge’s appointing party and −1 if not. The figure reports the coefficients and standard errors from a set of dummy indicators representing several election cycles for 20-year bins centered at the year displayed on the *x*-axis. If judges are resigning without partisan motives, we would expect a roughly equal number of democrats and republicans each election cycle—that is, we would expect mostly 0s.

Table 7: Political cycles in judicial exits – heterogeneity by term of presidency.

Party in power	[1]	[2]	[3]	[4]	[5]	[6]	[7]	[8]
	First term presidency				Second term presidency			
	Number of retirements		Number of resignations		Number of retirements		Number of resignations	
	Same	Different	Same	Different	Same	Different	Same	Different
Quartertoelect = 1	0.0126 [0.0345]	-0.0509 [0.0400]	0.0302 [0.00996]	0.000624 [0.00450]	-0.00391 [0.0417]	-0.141 [0.0740]*	-0.0332 [0.0274]	-0.0150 [0.00887]*
Quartertoelect = 2	0.00494 [0.0340]	-0.0223 [0.0466]	0.0226 [0.0183]	0.00363 [0.00724]	-0.0521 [0.0327]	-0.194 [0.0660]***	-0.0221 [0.0392]	-0.00391 [0.0226]
Quartertoelect = 3	-0.0338 [0.0308]	-0.0733 [0.0451]	0.0183 [0.0187]	0.0101 [0.0100]	-0.0221 [0.0397]	-0.179 [0.0702]**	-0.0319 [0.0420]	0.0150 [0.0196]
Quartertoelect = 4	0.0501 [0.0705]	0.0212 [0.0620]	0.0207 [0.0238]	-0.00721 [0.00778]	-0.0234 [0.0501]	-0.0781 [0.101]	-0.0234 [0.0573]	-3.64e-16 [0.00779]
Quartertoelect = 5	0.0199 [0.0740]	0.0322 [0.0670]	0.0142 [0.0294]	0.00294 [0.0134]	-0.0169 [0.0583]	-0.0840 [0.129]	-0.00456 [0.0595]	-0.0150 [0.0106]
Quartertoelect = 6	0.0884 [0.0772]	0.00368 [0.0691]	-0.00431 [0.0292]	-0.00358 [0.0117]	0.0599 [0.0680]	-0.0534 [0.128]	-0.0143 [0.0616]	-0.00391 [0.0232]
Quartertoelect = 7	0.0306 [0.0727]	-0.0568 [0.0654]	-0.0182 [0.0269]	-0.00659 [0.0119]	0.0273 [0.0686]	-0.163 [0.119]	-0.0449 [0.0589]	-0.00586 [0.0119]
Quartertoelect = 8	0.0574 [0.0647]	-0.000401 [0.0630]	0.0128 [0.0233]	-0.0144 [0.0149]	-0.0156 [0.0586]	-0.125 [0.123]	0.0469 [0.0620]	-7.25e-16 [0.00894]
Quartertoelect = 9	0.0366 [0.0652]	0.0249 [0.0654]	0.0254 [0.0234]	-0.00427 [0.0190]	-0.00911 [0.0644]	-0.225 [0.132]*	0.0449 [0.0599]	-0.0150 [0.0118]

Table 7: (continued)

Party in power	[1]	[2]	[3]	[4]	[5]	[6]	[7]	[8]
	First term presidency				Second term presidency			
	Number of retirements		Number of resignations		Number of retirements		Number of resignations	
	Same	Different	Same	Different	Same	Different	Same	Different
Quartertoelect = 10	0.0480 [0.0674]	0.0249 [0.0700]	0.0164 [0.0241]	-0.00127 [0.0201]	0.0677 [0.101]	-0.173 [0.143]	0.0352 [0.0601]	0.0169 [0.0302]
Quartertoelect = 11	0.0282 [0.0635]	-0.0748 [0.0649]	0.0239 [0.0237]	0.00546 [0.0234]	-0.0273 [0.0656]	-0.221 [0.132]*	0.0671 [0.0652]	0.0150 [0.0212]
Quartertoelect = 12	-0.0225 [0.0521]	-0.00777 [0.0518]	0.00792 [0.0127]	-0.0220 [0.0219]	-0.0703 [0.0639]	-0.203 [0.134]	0.0547 [0.0331]*	-5.68e-16 [0.00779]
Quartertoelect = 13	-0.0196 [0.0586]	0.00324 [0.0534]	0.0207 [0.0148]	-0.0215 [0.0232]	-0.0638 [0.0702]	-0.230 [0.139]*	0.0944 [0.0408]**	0.00586 [0.0209]
Quartertoelect = 14	-0.0570 [0.0545]	0.0433 [0.0600]	0.0216 [0.0193]	0.00116 [0.0279]	-0.0286 [0.0816]	-0.158 [0.144]	0.0638 [0.0343]*	-0.0247 [0.0135]*
Quartertoelect = 15	-0.0476 [0.0515]	-0.00878 [0.0548]	0.0270 [0.0201]	-0.00185 [0.0288]	-0.103 [0.0710]	-0.226 [0.144]	0.0332 [0.0259]	0.0150 [0.0201]
Year FE	Y	Y	Y	Y	Y	Y	Y	Y
Season FE	Y	Y	Y	Y	Y	Y	Y	Y
N	1,665	1,665	1,665	1,665	768	768	768	768
R-sq	0.226	0.288	0.104	0.100	0.138	0.287	0.103	0.096

Notes: Robust OLS standard errors are used to account for potential heteroscedasticity in the data. These are displayed in brackets (* $p < 0.10$; ** $p < 0.05$; *** $p < 0.01$). The outcome variables are the number judges that retire in a particular month (Columns 1–2, 5–6) and the number judges that resign in a particular month (Columns 3–4, 7–8). The coefficients are comparing the number of judicial leavings in the M th quarter before a presidential election with M numbering from 1 to 15. Quarter 16 (the one right after an election) is the omitted category. Year fixed effects and seasonality fixed effects are included in all regressions.

Table 8: Political cycles in judicial exits – heterogeneity by senate control.

Party in power	[1]	[2]	[3]	[4]	[5]	[6]	[7]	[8]
	Unified presidency and senate control				Non-unified presidency and senate control			
	Number of retirements		Number of resignations		Number of retirements		Number of resignations	
	Same	Different	Same	Different	Same	Different	Same	Different
Quartertoelect = 1	0.0391 [0.0483]	-0.0620 [0.0403]	-0.0222 [0.0203]	-0.00656 [0.00733]	-0.0250 [0.0206]	-0.0970 [0.0621]	0.00661 [0.00698]	-0.00149 [0.00158]
Quartertoelect = 2	-0.0314 [0.0411]	-0.0421 [0.0466]	0.00213 [0.0297]	0.00430 [0.0159]	0.0101 [0.0270]	-0.117 [0.0629]*	0.0178 [0.0169]	-0.000968 [0.00140]
Quartertoelect = 3	-0.0432 [0.0400]	-0.0548 [0.0451]	0.000273 [0.0309]	0.0220 [0.0176]	-0.0113 [0.0250]	-0.166 [0.0639]**	0.00517 [0.0193]	0.00161 [0.00177]
Quartertoelect = 4	0.00311 [0.0562]	-0.00897 [0.0629]	0.0245 [0.0438]	-0.00900 [0.0103]	0.0590 [0.0882]	-0.0204 [0.0902]	-0.0129 [0.0115]	0.000165 [0.00116]
Quartertoelect = 5	-0.0311 [0.0633]	0.0144 [0.0719]	0.0230 [0.0472]	-0.00451 [0.0161]	0.0675 [0.0882]	-0.0456 [0.108]	-0.00694 [0.0140]	-0.00139 [0.00400]
Quartertoelect = 6	0.0667 [0.0711]	0.0190 [0.0737]	-0.00160 [0.0472]	-0.0169 [0.0153]	0.0935 [0.0865]	-0.0791 [0.109]	-0.00905 [0.0163]	0.0167 [0.0164]
Quartertoelect = 7	0.00281 [0.0668]	-0.0769 [0.0665]	-0.0243 [0.0441]	-0.0120 [0.0148]	0.0679 [0.0836]	-0.123 [0.106]	-0.0217 [0.0175]	0.00171 [0.00411]
Quartertoelect = 8	-0.0118 [0.0593]	-0.0167 [0.0622]	0.0580 [0.0384]	-0.0161 [0.0169]	0.111 [0.0757]	-0.0928 [0.117]	-0.0278 [0.0237]	0.000137 [0.00297]
Quartertoelect = 9	-0.0259 [0.0632]	-0.0143 [0.0672]	0.0670 [0.0369]*	-0.0114 [0.0218]	0.103 [0.0723]	-0.133 [0.121]	-0.0217 [0.0261]	-0.00140 [0.00316]

Table 8: (continued)

Party in power	[1]	[2]	[3]	[4]	[5]	[6]	[7]	[8]
	Unified presidency and senate control				Non-unified presidency and senate control			
	Number of retirements		Number of resignations		Number of retirements		Number of resignations	
	Same	Different	Same	Different	Same	Different	Same	Different
Quartertoelct = 10	0.0215 [0.0781]	0.0337 [0.0756]	0.0529 [0.0367]	0.00819 [0.0270]	0.112 [0.0695]	-0.166 [0.124]	-0.0238 [0.0281]	-0.000882 [0.00294]
Quartertoelct = 11	-0.0440 [0.0644]	-0.0864 [0.0660]	0.0725 [0.0362]**	0.0131 [0.0278]	0.103 [0.0653]	-0.193 [0.122]	-0.0155 [0.0324]	0.00170 [0.00305]
Quartertoelct = 12	-0.0913 [0.0566]	0.00760 [0.0477]	0.0285 [0.0199]	-0.0235 [0.0236]	0.0589 [0.0475]	-0.216 [0.127]*	0.0158 [0.0150]	0.000122 [0.00157]
Quartertoelct = 13	-0.0788 [0.0594]	-0.0100 [0.0489]	0.0574 [0.0246]**	-0.0192 [0.0266]	0.0479 [0.0689]	-0.186 [0.133]	0.0215 [0.0140]	-0.00146 [0.00204]
Quartertoelct = 14	-0.0751 [0.0649]	0.0650 [0.0573]	0.0331 [0.0231]	-0.0111 [0.0303]	-0.00244 [0.0440]	-0.180 [0.136]	0.0390 [0.0243]	-0.000941 [0.00179]
Quartertoelct = 15	-0.0970 [0.0595]	-0.0183 [0.0479]	0.0414 [0.0238]*	0.00391 [0.0318]	-0.0105 [0.0409]	-0.189 [0.140]	0.00669 [0.0124]	0.00163 [0.00200]
Year FE	Y	Y	Y	Y	Y	Y	Y	Y
Season FE	Y	Y	Y	Y	Y	Y	Y	Y
N	1,464	1,464	1,464	1,464	969	969	969	969
R-sq	0.179	0.192	0.099	0.091	0.257	0.392	0.107	0.097

Notes: Robust OLS standard errors are used to account for potential heteroscedasticity in the data. These are displayed in brackets (* $p < 0.10$; ** $p < 0.05$; *** $p < 0.01$). The outcome variables are the number judges that retire in a particular month (Columns 1–2, 5–6) and the number judges that resign in a particular month (Columns 3–4, 7–8). The coefficients are comparing the number of judicial leavings in the M th quarter before a presidential election with M numbering from 1 to 15. Quarter 16 (the one right after an election) is the omitted category. Year fixed effects and seasonality fixed effects are included in all regressions.

This echoes the pattern of resignation cycles only being observed in the early time period (pre 1975 – Table 6) and not the recent time period (post 1975 – Table 5).

Our main results document a strategic judicial leaving around election periods. Our detailed exploration in Table 7, however, uncovers no discernible difference in behaviors during the first term of a presidency. It is during the second term that significant patterns emerge: judges appointed by a president from the incumbent party show a higher propensity to resign at the onset of the second term, whereas those appointed by a president from a different party demonstrate a decreased likelihood to resign in the three quarters leading up to a presidential election. These findings suggest that judicial resignation and retirement decisions are indeed influenced by the political landscape, particularly in anticipation of potential shifts in party control of the presidency, underscoring the strategic considerations judges may weigh in timing their departures from the bench.

Finally, we expand our scope to include the role of the Senate, acknowledging its influence on the confirmation process for judicial nominations. Our findings in Table 8 reveal that the political alignment between the presidency, the Senate, and the party affiliation of judges significantly impacts retirement and resignation decisions. Specifically, an increase in resignations at the beginning of a presidential term is markedly observed only when both the presidency and the Senate are controlled by the same party as the judge's appointing party. This highlights the strategic considerations judges might employ, taking into account not only the party of the current president but also the capacity of the president to successfully nominate successors through a Senate of the same party alignment. Table 8 also reveals that delayed retirements are particularly pronounced among judges when the presidency is held by an opposing party, yet the Senate remains under the control of the judge's appointing party. This suggests that judges may strategically delay their retirement in anticipation of a more favorable nomination climate, underscored by the Senate's power to confirm judicial appointments.

6 Benchmarks

We benchmark these effects in terms of number of votes and verdicts that differ due to partisan judicial retirements building on the correlations documented in Chen (2016), which finds that Republican judges are 5 percentage points more likely to cast conservative votes than Democrat judges. Assuming that a total of 31 % of judicial retirements might have resulted in the appointment of a judge by the opposing party, then roughly 1.5 % of votes might have differed if judicial retirements were

not partisan.¹⁷ With roughly 380,000 cases since 1890, this results in approximately 17,000 votes cast that would have differed.

To calculate the number of verdicts that might have been affected, if roughly one-third of the pool of judges might have been appointed by the opposing party, then assuming a majority shift of a panel yields 5 % of verdicts changing, then perhaps 1.5 % of 380,000 cases or roughly 6,000 cases would have been decided the other way.¹⁸

This might be an underestimate of the true effect if judges who replace judges who strategically retire for a political replacement are more politically motivated than the average judge, or it might be an overestimate of the true effect if the judges being replaced are more politically motivated than the average judge.

7 Conclusions

Our central results are that U.S. Courts of Appeals judges are less likely to retire in the three quarters preceding a presidential election when the party of the President at the time the judge leaves is different from the party of the President that appointed the judge. They are also more likely to resign in the four quarters after a presidential election, when the party of the President at the time the judge leaves is the same as the party of the President that appointed the judge. Strategically partisan decision patterns in the normal churning of judges undermines the non-partisanship of the judiciary and the apoliticality of the U.S. legal system that subtends its constitutionally sanctioned role. If judges wait to have their replacements selected by a President from the same party, and if judges observe others appointed by the opposing party are also waiting, they may choose to wait as well, creating a positive feedback for the judiciary to become more polarized over time, eroding the perceived separation between the three branches of U.S. government. Indeed, Cross (2003) reports that, among U.S. Courts of Appeals judges, Reagan and Bush judicial appointees have been the most ideological relative to any judicial appointee since

17 Multiplying 5 percentage points by 31 % yields 1.5 %. It could be that some of the judges who are retiring in the quarters just before an election are also contributing to the “excess” judges retiring under the same party president, in which case, a smaller number would be computed.

18 The complete calculation is a bit more complicated. Panels with judges appointed from both parties might switch majority to become a panel mostly appointed by the other party. Panels with judges appointed from a single party might become a divided panel. Panels with judges appointed from both parties might become a panel appointed by one party. If one applies the 5 percentage point shift in vote valence equally in all situations, then a panel switching the party in majority might switch panel verdict 5 % of the time, and a panel adding one judge from the opposing party might also switch verdicts 5 % of the time. A full simulation is beyond the scope of the paper. Note that verdicts being precedents may also affect future verdicts that need to cite the earlier precedent.

the late 1940s. Our results, showing that politically motivated exits from the courts have only increased since the 1970s, suggest that this ideological inflection is likely to have continued intensifying since. Increasing political cycles in judicial exits appear to mirror increasing polarization in the U.S. Congress (Bernhard, Nokken, and Sala 2012; Gentzkow, Shapiro, and Taddy 2019; McCarty, Poole, and Rosenthal 2006), suggesting that reliance on the judicial branch to acts as an independent check and balance on the other two branches of U.S. government may be naive and premised on a denial of the reality of the courts' political complicities. Our data suggest that changes to the constitution and operation of the Federal courts – such as, at minimum, the imposition of judicial term limits and/or the staggering of retirements via a random element – may be vital for their legitimacy and the integrity of the liberal democratic system of government they are intended to support.

Author contributions: The authors contributed equally.

Competing interest: The authors have no competing interests pertaining to this research.

Classification: Social sciences.

References

- Angrist, Joshua D., and Jörn-Steffen Pischke. 2008. *Mostly Harmless Econometrics: An Empiricist's Companion*. Princeton: Princeton University Press.
- Bénabou, Roland, and Jean Tirole. 2011. "Identity, Morals, and Taboos: Beliefs as Assets." *Quarterly Journal of Economics* 126: 805–55.
- Berger, Raoul. 1997. *Government by Judiciary. Indianapolis: Liberty Fund*.
- Bernhard, William, Timothy P. Nokken, and Brian R. Sala. 2012. "Strategic Shifting: Reelection Seeking and Ideological Adjustment in the US Senate, 1952–98."
- Burbank, Stephen B., S. Jay Plager, and Gregory Ablavsky. 2012. "Leaving the Bench, 1970-2009: The Choices Federal Judges Make, what Influences Those Choices, and Their Consequences." *University of Pennsylvania Law Review* 161: 1.
- Calabresi, Steven G., and James Lindgren. 2005. "Term Limits for the Supreme Court: Life Tenure Reconsidered." *Harvard Journal of Law and Public Policy* 29: 769.
- Cameron, Charles M. 1993. "New Avenues for Modeling Judicial Politics." In *Conference on the Political Economy of Public Law*. Rochester: W. Allen Wallis Institute of Political Economy, University of Rochester.
- Chen, Daniel L. 2016. "Priming Ideology: Why Presidential Elections Affect U.S. Courts of Appeals Judges." Technical report.
- Chen, Daniel L., and Martin Schonger. 2013. "Social Preferences or Sacred Values? Theory and Evidence of Deontological Motivations." Working paper. Mimeo: ETH Zurich.
- Chen, Daniel L., and Martin Schonger. 2014. "A Theory of Experiments: Invariance of Equilibrium to the Method of Elicitation and Implications for Social Preferences." Working paper. Mimeo: ETH Zurich.

- Chen, Daniel L., Moti Michaeli, and Daniel Spiro. 2015. "Preferences for Perfection: Public vs. Private Truths on Judicial Panels." Working paper. Mimeo: ETH Zurich.
- Cross, Frank B. 2003. "Decisionmaking in the U.S. Circuit Courts of Appeals." *California Law Review* 91: 1457–515.
- Doerfler, Ryan, and Samuel Moyn. 2020. "Democratizing the Supreme Court." <https://papers.ssrn.com/sol3/papers.cfm?abstractid=3665032>.
- Edwards, Harry T., and Michael A. Livermore. 2008. "Pitfalls of Empirical Studies that Attempt to Understand the Factors Affecting Appellate Decisionmaking." *Duke Law Journal* 58: 1895–989.
- Frost, Amanda, and Stefanie Lindquist. 2010. "Countering the Majoritarian Difficulty." *Virginia Law Review* 96: 719–97.
- Gennaioli, Nicola, and Andrei Shleifer. 2007. "The Evolution of Common Law." *Journal of Political Economy* 115: 43–68.
- Getzkow, Matthew, Jesse M. Shapiro, and Matt Taddy. 2019. "Measuring Group Differences in High-dimensional Choices: Method and Application to Congressional Speech." *Econometrica* 87: 1307–40.
- Goldman, Sheldon. 1999. *Picking Federal Judges: Lower Court Selection from Roosevelt Through Reagan*. New Haven: Yale University Press.
- Grossman, Zachary. 2015. "Self-Signaling and Social-Signaling in Giving." *Journal of Economic Behavior & Organization* 117: 26–39.
- Hansford, Thomas G., Elisha Carol Savchak, and Donald R. Songer. 2010. "Politics, Careerism, and the Voluntary Departures of US District Court Judges." *American Politics Research* 38: 986–1014.
- Hirschl, Ran. 2009. *Towards Juristocracy: The Origins and Consequences of the New Constitutionalism*. Cambridge: Harvard University Press.
- Kornhauser, Lewis A. 1999. "Judicial Organization and Administration." In *Encyclopedia of Law and Economics*, Vol. 5, edited by Chris William Sanchirico, chapter 11, 27–44. Cheltenham and Northampton: Edward Elgar Publishing.
- Levinson, Sanford. 2006. *Our Undemocratic Constitution: Where the Constitution Goes Wrong (And how we the People can Correct it)*. Oxford: Oxford University Press.
- McCarty, Nolan M., Keith T. Poole, and Howard Rosenthal. 2006. *Polarized America: The Dance of Ideology and Unequal Riches, Walras-Pareto Lectures*. Cambridge: The MIT Press.
- Nixon, David C., and J. David Haskin. 2000. "Judicial Retirement Strategies: The Judge's Role in Influencing Party Control of the Appellate Courts." *American Politics Quarterly* 28: 458–89.
- Pfander, James E. 2012. "Why Judges Leave the Bench." *Jotwell: The Journal of Things We Like* 107.
- Pollak, Daniel. 2001. *Have the U. S. Supreme Court's 5th Amendment Takings Decisions Changed Land Use Planning in California?* Darby: Diane Publishing Company.
- Posner, Richard A. 1973. "An Economic Approach to Legal Procedure and Judicial Administration." *Journal of Legal Studies* 2: 399–458.
- Schmitt, Carl. 1969. "Gesetz und Urteil: Eine Untersuchung zum Problem der Rechtspraxis."
- Schmitt, Carl. 1985. *The Crisis of Parliamentary Democracy [1923]*. Translated by E. Kennedy. Cambridge: MIT Press.
- Schmitt, Carl. 2005. *Political Theology: Four Chapters on the Concept of Sovereignty*. Chicago, IL: University of Chicago Press.
- Schwardmann, Peter, and Joel J. Van der Weele. 2019. "Deception and Self-Deception." *Nature Human Behaviour* 3: 1055–61.
- Sobel, Joel. 2005. "Interdependent Preferences and Reciprocity." *Journal of Economic Literature* 43: 392–436.

- Spriggs, James F., II, and Paul J. Wahlbeck. 1995. "Calling it Quits: Strategic Retirement on the Federal Courts of Appeals, 1893–1991." *Political Research Quarterly* 48: 573–97.
- Stolzenberg, Ross M., and James Lindgren. 2010. "Retirement and Death in Office of U.S. Supreme Court Justices." *Demography* 47: 269–98.
- Stolzenberg, Ross M., and James Lindgren. 2022. "Judges as Party Animals: Retirement Timing by Federal Judges and Party Control of Judicial Appointments." *American Sociological Review* 87: 675–97.
- Vining, Richard L., Jr. 2009. "Judicial Departures and the Introduction of Qualified Retirement, 1892–1953." *Justice System Journal* 30: 139–57.
- Yoon, A. 2006. "Pensions, Politics, and Judicial Tenure: An Empirical Study of Federal Judges, 1869–2002." *American Law and Economics Review* 8: 143–80.
- Zuk, Gary, Gerard S. Gryski, and Deborah J. Barrow. 1993. "Partisan Transformation of the Federal Judiciary, 1869–1992." *American Politics Quarterly* 21: 439–57.