

**ICDSST 2016:  
Decision Support Systems: Addressing Sustainability & Societal  
Challenges**

**Risk analysis for bank investments using PROMETHEE**

**Rakotoarivelo Jean Baptiste<sup>1,2</sup>, Zaraté Pascale<sup>3</sup>**

**Kilgour Marc<sup>4</sup>, Vélo Jérôme<sup>2</sup>**

1 : IRIT – Toulouse University – 118 route de Narbonne 31062 Toulouse Cedex 9 – France

2 : Université de Toamasina - Sis 5, rue Bir Hakeim, Camp Manguier BP : 591 – Toamasina  
501 - Madagascar

3 : IRIT – Toulouse Capitole University – 2 rue du Doyen Gabriel Marty 31042 Toulouse  
Cedex 9 – France

4: Wilfrid Laurier University - 75 University Avenue West, Waterloo, Ontario N2L 3C5  
Canada

Jean-Baptiste.Rakotoarivelo@irit.fr, Pascale.Zarate@irit.fr

mkilgour@wlu.ca, zjvelo@gmail.com

web-page: <http://www.irit.fr/>

**ABSTRACT**

This article aims at analyzing financial investments from a risk point of view. The analysis is carried out by specifying, first, several financial operations typical of banking on a smaller scale, such as investing and extending credit and, second, several types of risk inherent in these activities. The risks are grouped into four criteria, operational risk, financial risk, management risk and external risk. The analysis is conducted using the PROMETHEE multi-criteria decision methodology. Professionals in risk management are trying to better appreciate the complexity of the financial activities under study, and have used complex models to do so, but nonetheless many risks are still not well understood. This article contributes to the risk analysis, delivering results that will help many financial institutions to improve the management of their financial operations, including micro-finance.

**Keywords:** MCDM, Risk Analysis, Bank Investment, PROMETHEE

## INTRODUCTION

Our goal is to analyze the risks faced by financial institutions, including not only primary banks but also credit institutions engaged in micro-finance. Their activities, mainly collecting deposits and distributing credit, impact most of the population in developing countries, as well as the poor in developed countries. Our work is based on the use of the Multi-Criteria methodology PROMETHEE to analyze the risks for offering finance or investing, and depends on a specification of risks. Our objective is to support decision makers in financial institutions.

The risks faced by financial institutions depend on their economic activities and the environment in which they operate. Based on a literature review, we defined different four different categories of risk, operational risk, financial risk, counterparty risk, and external risk [1] [2]. These four categories were then subdivided into 19 subcriteria, as shown in Table 1.

Table 1: Different types of studied risks

<b>Operational risk</b>	<b>Financial risk management</b>	<b>Counterparty risk</b>	<b>External risk</b>
<b>Risk of fraud</b> <b>Risk of Hold-up</b> <b>Information risk</b> <b>Generic risk</b> <b>Legal risk</b>	<b>Currency risk</b> <b>Credit risk</b> <b>Risk Insider</b> <b>Legal and regulatory risk</b> <b>Underwriting risk</b>	<b>Liquidity risk</b> <b>Interest rate risk</b> <b>Market risk</b> <b>Solvency risk</b>	<b>Country risk</b> <b>Risk guarantee</b> <b>Concentration risk</b> <b>Risk of recovery</b> <b>Risk of exposure</b>

The hierarchical structure defining the problem, given in Figure 1, clarifies the issues and shows the contribution of each element to the final decision. Eight alternatives, representing various financial operations, are shown on the right side of Figure 1. The criteria and subcriteria are the elements that should influence the choice of alternative. At this step the goal is to find the links among the criteria, the subcriteria, and the alternatives.

The hierarchical structure include four levels. Level 0 is the global objective, level 1 the criteria by which achievement of the global objective is assessed, level 2 the subcriteria of which the criteria are composed, and level 3 the alternatives that may be selected. In Figure 2,

Level 0 represents the aim to select a project from the set of all alternatives.

Level 1 represents the criteria for this analysis,

$C_1$  = operational risk

$C_2$  = financial risk management

$C_3$  = counterparty risk

$C_4$  = external risks.

Level 2 includes 19 sub-criteria, called SC1, SC2, ..., SC19.

Level 3 includes 8 alternatives, called ALT1, ALT 2, ..., ALT 9.

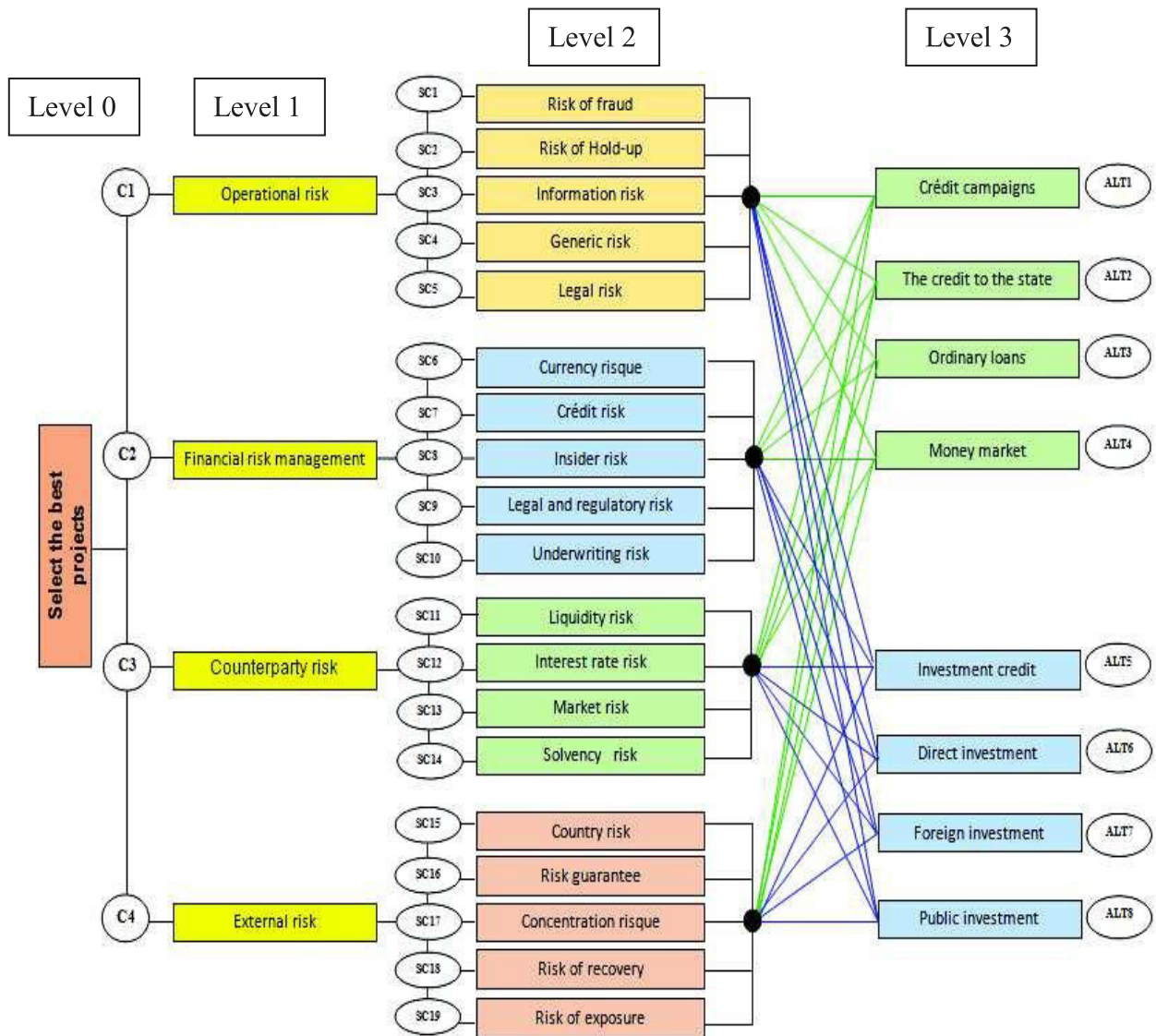


Figure 1: Complete graphical representation

## APPLICATION OF PROMETHEE

The problem shown in Figure 1 was analyzed using the MultiCriteria Decision Method PROMETHEE (Preference Ranking Organization Method for Enrichment Evaluations). PROMETHEE rests on pairwise comparisons of pairs of alternatives on every criterion [3, 4, 5, 6]. It associates with each criterion,  $j$ , a relation  $P_j(a, b)$  reflecting the preference for alternative  $a$  relative to alternative  $b$  on criterion  $j$ . The relation  $P_j$  contains all available information about the preferences of the decision maker on the criterion  $j$ .

The PROMETHEE method allows decision makers to choose from several forms of criteria. Because there are many subcriteria in this problem, we simplify the analysis by choosing a Form 1 ("usual" form) criterion, in which the value of  $P_j(a, b)$  reflects whether alternatives  $a$  and  $b$  are judged as different. In Figure 2, the function  $H$  (with no parameters) reflects preference: whenever there is a difference,  $d$ , between the ratings of alternatives  $a$  and  $b$ ,  $H(d)=1$ ; if there is no difference,  $d=0$ , and  $H(0)=0$ , and the decision maker is indifferent.

This function reflects the general case including Maximizing and Minimizing criteria.

$$\forall(a, b), \forall j (\text{Critère}) : P_j(a, b)$$

$$d_j(a, b) = f_j(a) - f_j(b)$$

$$H(d) = \begin{cases} 0 & d = 0 \\ 1 & |d| > 0 \end{cases}$$

$H(d)$  : Preference Function

Figure 2 : Preference Function: “Usual” Form

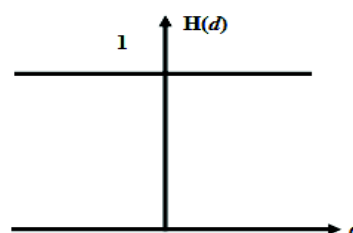


Table 2 below shows the weight values of the four criteria ( $C_1 - C_4$ ) and the 19 subcriteria (SC1 – SC19) in the yellow-shaded columns, that were obtained in an earlier analysis using the AHP method [7]. The values of the project aggregations (shaded green) were obtained as the product of the weights of the corresponding criterion and sub-criterion. Because every criterion measures risk, we minimize all of them in order to find the best alternative.

Criteria ( $C_i$ )		Weights	Subcriteria (SCi)		Weights Performance criterion	Product of Weights rounded to 2 decimal places
C <sub>1</sub>	Operational risk	[0.434]	SC <sub>1</sub>	Risk of fraud	[0.126]	[0.06]
			SC <sub>2</sub>	Risk of Hold Up	[0.606]	[0.26]
			SC <sub>3</sub>	Information risk	[0.141]	[0.06]
			SC <sub>4</sub>	Generic risk	[0.075]	[0.03]
			SC <sub>5</sub>	Legal risk	[0.052]	[0.02]
C <sub>2</sub>	Financial risk management	[0.366]	SC <sub>6</sub>	Currency risk	[0.194]	[0.07]
			SC <sub>7</sub>	Credit risk	[0.417]	[0.15]
			SC <sub>8</sub>	Insider risk	[0.089]	[0.03]
			SC <sub>9</sub>	Legal and regulatory risk	[0.163]	[0.06]
			SC <sub>10</sub>	Underwriting risk	[0.137]	[0.05]
C <sub>3</sub>	Counterparty risk	[0.128]	SC <sub>11</sub>	Liquidity risk	[0.238]	[0.03]
			SC <sub>12</sub>	Interest rate risk	[0.514]	[0.06]
			SC <sub>13</sub>	Market risk	[0.133]	[0.01]
			SC <sub>14</sub>	Solvency risk	[0.115]	[0.01]
C <sub>4</sub>	External risk	[0.072]	SC <sub>15</sub>	Country risk	[0.489]	[0.04]
			SC <sub>16</sub>	Risk guarantee	[0.202]	[0.02]
			SC <sub>17</sub>	Concentration risk	[0.155]	[0.01]
			SC <sub>18</sub>	Risk of recovery	[0.091]	[0.01]
			SC <sub>19</sub>	Risk exposure	[0.063]	[0.01]

Table 2: Criteria Weights

## RESULTS

The analysis is based on the 19 subcriteria. All eight alternatives are scored on a continuous scale [0,1]. The score of each alternative is determined from a first analysis conducted with AHP (see [7]).

Figure 3: Partial Performance Matrix

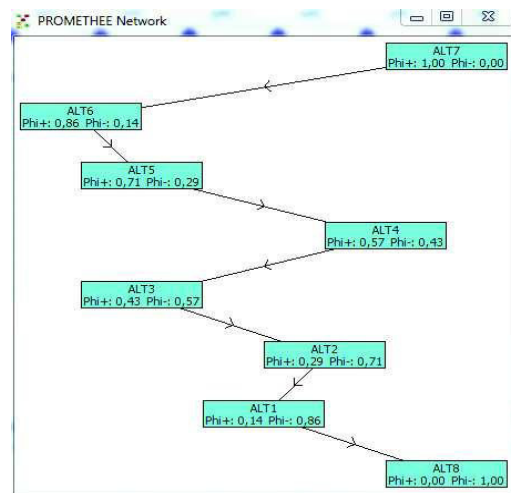
Scénario1	SC1	SC2	SC3	SC4	SC5	SC6	SC7	SC8	SC9	SC10	SC11	SC12	SC13	SC14
Unit	unit	unit	unit	unit	unit	unit	unit	unit	unit	unit	unit	unit	unit	unit
Cluster/Group	◆	◆	◆	◆	◆	◆	◆	◆	◆	◆	◆	◆	◆	◆
Preferences														
Min/Max	min	min	min	min	min	min	min	min	min	min	min	min	min	min
Weight	0,06	0,26	0,06	0,03	0,02	0,07	0,15	0,03	0,06	0,05	0,03	0,06	0,02	0,02
Preference Fn.	Usual	Usual	Usual	Usual	Usual	Usual	Usual	Usual	Usual	Usual	Usual	Usual	Usual	Usual
Thresholds	absolute	absolute	absolute	absolute	absolute	absolute	absolute	absolute	absolute	absolute	absolute	absolute	absolute	absolute
-Q: Indifference	n/a	n/a	n/a	n/a	n/a	n/a	n/a	n/a	n/a	n/a	n/a	n/a	n/a	n/a
-P: Preference	n/a	n/a	n/a	n/a	n/a	n/a	n/a	n/a	n/a	n/a	n/a	n/a	n/a	n/a
-S: Gaussian	n/a	n/a	n/a	n/a	n/a	n/a	n/a	n/a	n/a	n/a	n/a	n/a	n/a	n/a
Statistics														
Minimum	0,04	0,04	0,04	0,04	0,04	0,04	0,04	0,04	0,04	0,04	0,04	0,04	0,04	0,04
Maximum	0,31	0,31	0,31	0,31	0,31	0,31	0,31	0,31	0,31	0,31	0,31	0,31	0,31	0,31
Average	0,13	0,13	0,13	0,13	0,13	0,13	0,13	0,13	0,13	0,13	0,13	0,13	0,13	0,13
Standard Dev.	0,09	0,09	0,09	0,09	0,09	0,09	0,09	0,09	0,09	0,09	0,09	0,09	0,09	0,09
Evaluations														
ALT1	0,20	0,20	0,20	0,20	0,20	0,20	0,20	0,20	0,20	0,20	0,20	0,20	0,20	0,20
ALT2	0,17	0,17	0,17	0,17	0,17	0,17	0,17	0,17	0,17	0,17	0,17	0,17	0,17	0,17
ALT3	0,09	0,09	0,09	0,09	0,09	0,09	0,09	0,09	0,09	0,09	0,09	0,09	0,09	0,09
ALT4	0,08	0,08	0,08	0,08	0,08	0,08	0,08	0,08	0,08	0,08	0,08	0,08	0,08	0,08
ALT5	0,06	0,06	0,06	0,06	0,06	0,06	0,06	0,06	0,06	0,06	0,06	0,06	0,06	0,06
ALT6	0,05	0,05	0,05	0,05	0,05	0,05	0,05	0,05	0,05	0,05	0,05	0,05	0,05	0,05
ALT7	0,04	0,04	0,04	0,04	0,04	0,04	0,04	0,04	0,04	0,04	0,04	0,04	0,04	0,04
ALT8	0,31	0,31	0,31	0,31	0,31	0,31	0,31	0,31	0,31	0,31	0,31	0,31	0,31	0,31

The results of the PROMETHEE I analysis are shown in Figures 4 and 5. Figure 4 shows the calculated preference flow of all alternatives, while Figure 5 gives the PROMETHEE network for all alternatives. It is easy to see that ALT7: Foreign Investment is the best and that ALT8: Public Investment is the worst.

Figure 4: Preference Flow

	Phi+	Phi-	Phi
ALT1	0,1429	0,8571	-0,7143
ALT2	0,2857	0,7143	-0,4286
ALT3	0,4286	0,5714	-0,1429
ALT4	0,5714	0,4286	0,1429
ALT5	0,7143	0,2857	0,4286
ALT6	0,8571	0,1429	0,7143
ALT7	1,0000	0,0000	1,0000
ALT8	0,0000	1,0000	-1,0000

Figure 5: PROMETHEE Network



## CONCLUSIONS

This work aimed to analyze financial investments for banks or financial institutions using the Multi-Criteria Method PROMETHEE. It employs results obtained in a previous analysis conducted with the AHP method [7]. Our next objective is now to compare these two analyses.

One limitation of this work is that the preferences were evaluated by one individual whose expertise was based primarily on a literature review. Therefore these preferences, and the conclusions we drew from them, should be considered tentative. In order to validate these first steps, we intend to obtain real preferences from risk managers in real-world banking institutions.

## Acknowledgement

The authors would like to thank the CIMI Excellence Laboratory, Toulouse, France, for inviting Marc Kilgour on a Scientific Expert position during the period May-June 2015.

## REFERENCES

1. P. Kerebel, « Management des risques, inclus secteur banque et assurance » Edition d'organisation EYROLLES, ISBN : 978-2-212-54308-7, 2009.
2. D. Chelly, S. Sébéloué, « Les métiers du risque et du contrôle dans la Banque », Optimind winter, Observatoire des métiers. Mars 2014.
3. J.P. Brans, « L'ingénierie de la décision; Elaboration d'instruments d'aide à la décision. La méthode PROMETHEE », in Nadeau R et Landry M (Eds), L'aide à la décision: Nature, Instruments et Perspectives d'Avenir. Presses de l'Université Laval, Québec, Canada, p. 183–213, 1982.
4. J.P. Brans, B. Mareschal, “The PROMCALC and GAIA decision support system for MCDA”, Decision Support System, vol. 12, pp 297–310, 1994.
5. J.P. Brans, B. Mareschal, P. Vincke, “PROMETHEE: A new family of outranking methods in multicriteria analysis”, Operational Research. North-Holland, Amsterdam, p. 477–490, 1984.
6. J.P. Brans, P. Vincke, B. Mareschal, “How to Select And How to Rank Projects: The PROMETHEE Method”, European Journal of Operational Research, vol. 24, pp 228–238, 1986.
7. J.B. Rakotoarivelo, P. Zaraté, J.P. Razafimandimby, “Multicriteria Decision Analysis for banks risks evaluation” (poster), In : International Conference on Decision Support Systems Technologies (ICDSST 2015), Belgrade, Serbia, 27/05/2015-29/05/2015, Boris Delibasic, Fatima Dargam, Pascale Zaraté, Jorge Hernandez, Shaofeng Liu (Eds.), University of Belgrade, p. 55, mai / may 2015.